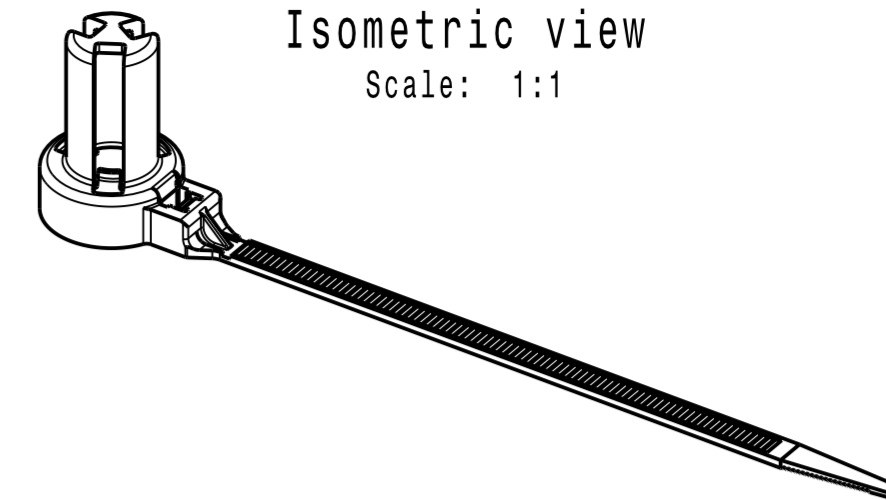


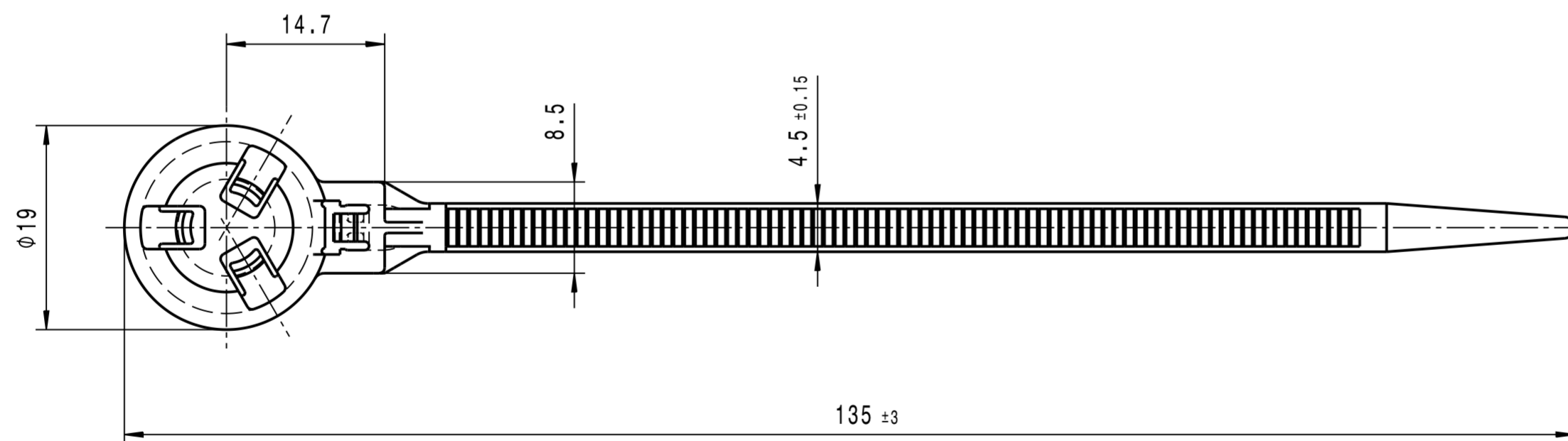
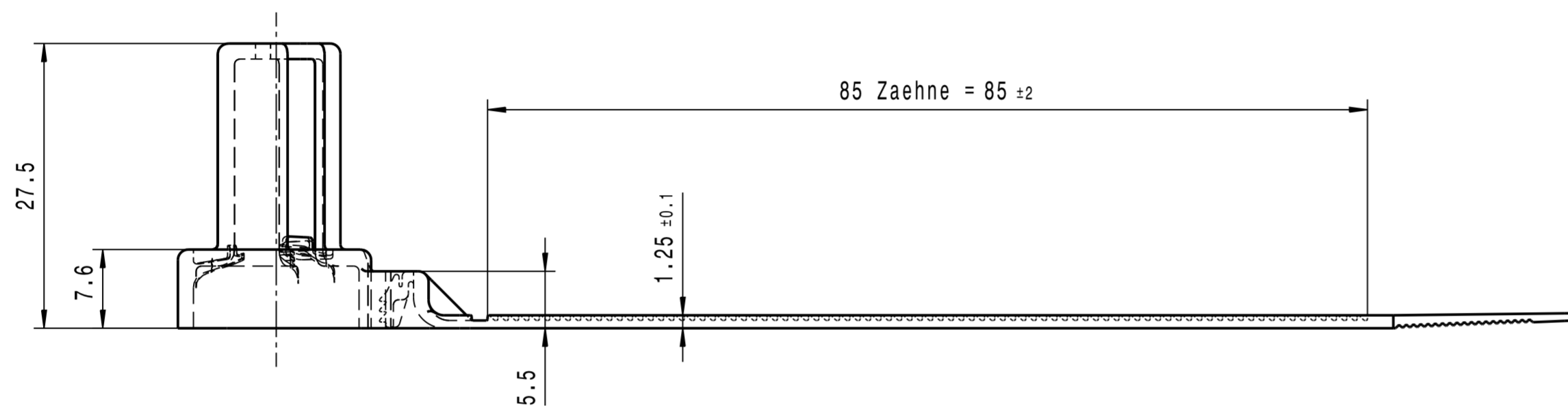
Kennzeichnung: / Identification:
 Hersteller - Code
 Mfr. - Code
 Werkstoff - Code VDA 260 > PA66 <
 Material - Code

im Auswerferbereich keine Radien
 no radii in the area of ejector



passend fuer Gewindebolzen M8
 applicable for threaded stud M8

passend fuer Kabelbueindel-Ø2 ... Ø25
 applicable for cable bundle Ø2 ... Ø25



Rev.	Anzahl/quantity	Aenderungsbeschreibung / modification description	Datum/date	Name
Aa	-	Zeichnung nach AR- Gruppenstandard ueberarbeitet; Teil unveraendert;	01.10.13	fv

ARaymond
 A RAYMOND GmbH & Co.KG
 Teichstrasse 57
 Germany - 79511 Loerrach
 Phone +49 (0) 7621 174-0
 Fax +49 (0) 7621 174-2 25

Bei Versandproblemen beantragen Sie bitte beim Absender die deutsche Fassung vor jeder Anwendung.
"CONDITIONS OF USE"
 This drawing and all information (the "Drawing") disclosed are the exclusive property of ARaymond. By using this Drawing the Addressee acknowledges and accepts that this Drawing (1) is covered by ARaymond intellectual property rights or know-how and (2) is provided under the following conditions who represent a Deposit Agreement. This Drawing is for Addressee internal use only limited to its estimation. Without prior written consent of ARaymond, no permission or rights for any purpose, is hereby granted, such as, without any limitation, (1) the copy, in part or entirely, (2) and/or the presentation, in part or entirely, to any other third party outside the Addressee company or in the company but with no interest (3) and/or the distribution of the Drawing, in part or entirely, in any medium (4) and/or the creation of any derivative work. In case of breach of these conditions, Addressee shall indemnify ARaymond from and against all damages (compensatory or consequential), costs, expenses and charges, caused or arising out of or attributable to its willful misconduct, fraud, negligence, infringement of ARaymond intellectual property rights, if the Addressee does not accept these conditions, please notify ARaymond sender immediately.

Intellectual Property rights	vorbehalten / all rights reserved		Classification Code	BAEB-
Ersatz fuer/substitute for	20494_529AF01_120/1/12.06.2002	Entw.Ref./dev.ref.	Projekt-Nr./project no.	33542
Maßstab/scale	Format	Allgemeintoleranz/general tolerance	Datum/date	01.10.2013
2:1	A2	DIN ISO 2768-c	Erstellt von/prepared by	Vogeler
Projektion / projection	ALL DIMENSIONS ARE IN MILLIMETERS		Freigegeben/approved	20131007084233
	Blechedicke/mat. thickness	Volumen/volume (mm³)	2174	Gewicht/weight (g) 2,44
	DIN EN 10140			

Oberfl./finish

Werkstoffbehandl./material treatment

Werkstoff/material PA66 waermestabil, trockenschlagzaeh
 PA66 heat stabilized, impact modified

Benennung/title

Kabelband
 C170
 cable strap

Teil-Nr./part no. 020494-0-00

Drawing type C:Customer

Kundenteile-Nr. / customer part no. - Blatt / sheet 1 / 1
 CAD system & version CATIA V5 R19 Dateiname / filename 020494-0C00

>400 <- 1000	±2
>120 <- 400	±1.5
> 30 <- 120	±1
> 6 <- 30	±0.5
<- 6	±0.25
Winkel / Angle	±3'

Allgemeintoleranzen fuer
 Nennmaeße ohne Toleranz.
 General tolerances for
 nominal dimensions without
 specified tolerance.

020494-0-00	schwarz black	SW	7000
Teil-Nummer part-no.	Oberflaeche / Farbe finish / colour	Kennzahl code number	
	Ausfuehrung / Execution		